



IMP PUMPS[®]

Intelligent Motor Pumps

www.imp-pumps.com

75
YEARS



PRESSURE BOOSTER STATIONS

TECHNICAL DATA

INDEX

PPT BL PUMPS	PAGE 5
PPT BWJ PUMPS	PAGE 6
MATERIALS	PAGE 7
CONTROL OPTIONS	PAGE 8
MODEL EXAMPLES	PAGE 9
PPT BL 2-X-PXX	PAGE 10
PPT BL 4-X-PXX	PAGE 12
PPT BL 8-X-PXX	PAGE 14
PPT BL 12-X-PXX	PAGE 16
PPT BL 16-X-PXX	PAGE 18
PPT BL 20-X-PXX	PAGE 20
PPT BL 32-X-PXX	PAGE 22
PPT BWJ 2-X-PXX	PAGE 24
PPT BWJ 4-X-PXX	PAGE 26
PPT BWJ 8-X-PXX	PAGE 28
PPT BWJ 16-X-PXX	PAGE 30

GENERAL INFORMATION

ALL PRODUCTS AND COMPONENTS ARE MANUFACTURED FROM ENVIRONMENTALLY FRIENDLY MATERIALS.

UPON DISPOSAL INTERNAL ENVIRONMENTAL REGULATION MUST BE CONSIDERED.

FURTHER INFORMATION ON ALL PUMPING PROGRAMS WITH TECHNICAL DATA ARE AVAILABLE ON WWW.IMP-PUMPS.COM

GENERAL SALES CONDITIONS AND TERMS OF PAYMENT – DEPENDING ON THE AGREEMENT WITH THE FIRM IMP PUMPS.

IMAGES IN CATALOGUE ARE FOR ILLUSTRATIVE PURPOSES ONLY.

TECHNICAL ADJUSTMENTS AND REVISIONS ARE NOT PERMITTED!



ABOUT US

IMP PUMPS is Slovenian manufacturer of pumps and pumping systems located in Komenda in Slovenia. Company designs, develops, manufactures, distributes and maintains pumps and pumping systems. With products and services of its own and from strategic partners, company is positioned as provider of integrated solutions. With specialized skills company resolves the problems relating to the transportation of liquid media. This ensures the comfort of home environment and optimal working conditions in the industry.

More than 96 % of production is sold in over 80 countries around the world. Company is innovator in the field of electro commutated submersible motors and has the quality certificate ISO 9001:2015.

HISTORY

IMP PUMPS was founded in 1947 and has existed as part of the IMP until the late 1980s. Company successfully survived the change of the economic system and the turbulent nineties and stood on its own feet. Company was privatized in 1997 and 1999. In the year 2000, the company was restructured and renamed in IMP PUMPS d.o.o.. Slovenia's entry into the EU was another initiative for IMP PUMPS intensive development of the sales network in the changing European market, either directly or through its business partners.

At the same time investments in development, marketing, information technology, and philosophy of e-commerce were made.

PRESENT

IMP PUMPS is present with its products and services in many world markets (Eastern and Western Europe, North America, Asia, North Africa and Australia). IMP PUMPS is also a member of EUROPUMP the European Association of Pump Manufacturers. In pump design, high priority is given to the improvement of the energy efficiency of pumps. Excellent results have been reached by the new NMT pump series, using permanent magnets technology for very high efficiency rates. IMP PUMPS is one of the few European manufacturers, which over the years developed and launched a new generation of pumps with electronically controlled wet running motors. This is one of the main reasons that the company IMP PUMPS is ranked among Europe's technological elite.

FUTURE

IMP PUMPS Company employees are aware they have become part of global development and the importance of the environment in which they live. Our products are energy efficient and environmentally friendly. We are constantly developing new and more cost effective pumps replacing the old types and investing in the development of intelligent pumps with an emphasis on digitization and communication. The company plans to further expand its sales on foreign markets and enhance its position among the four largest manufacturer of circulator pumps in Europe. In the spirit of its motto "The honest product for the honest price", IMP PUMPS intends to maintain the excellent quality of its products at the favorable prices for the customer, along with the application of the latest technologies and prompt service.

Product overview

The basic production program of IMP PUMPS are circulating pumps for HVAC application. Pumps are flanged or threaded and single or double design with a bronze or cast iron hydraulic casing. All cast iron hydraulics are covered with cataphoresis.

Wet running circulating pumps



NMT (electronic savings, ECM, SAN circulation for sanitary water)



SAN - for sanitary water



GHN (3-speed pumps)

Dry running circulating pump



CL, ECL, CV, PV
(in-line,
with frequency converter)



BL, BWJ
(multistage)




PPT BL (pressure boosting unit)



PPT BL - PRESSURE BOOSTER STATIONS WITH VERTICAL PUMPS

PPT BL 2 - 6 - P1V P2F



Conformity with standards and regulations:

- **EN1717:2001**

Protection against pollution of potable water in water installations and general requirements of devices to prevent pollution by backflow

- **EN 806-1:2001**

Specifications for installations inside buildings conveying water for human consumption

Technical specifications

Protection class	IP54
Insulation class	N/F
Motor protection	Internal thermal protection
Ambient temperature	0 - 40°C
Ambient relative humidity	<95%
Liquid medium	Drinking water, pH: 5 to 8
Max. operating pressure	16 bar(g)
Operating temperature	0 - 120°C

VARIATIONS:


PPT BL X-X-P1X




PPT BL X-X-P2X



PPT BL X-X-P3X



PPT BL X-X-P4X




USAGE:

- Sanitary water
- Maintaining and increasing the system pressure
- Irrigation systems
- Residential buildings
- Health facilities
- Administrative buildings
- Industrial buildings
- Hotels
- & more

PPT BWJ - PRESSURE BOOSTER STATIONS WITH HORIZONTAL PUMPS

PPT BWJ 2 - 6 - P1V P2F



Conformity with standards and regulations:

- **EN1717:2001**


Protection against pollution of potable water in water installations and general requirements of devices to prevent pollution by backflow

- **EN 806-1:2001**

Specifications for installations inside buildings conveying water for human consumption

Technical specifications

Protection class	IP54
Insulation class	N
Motor protection	Internal thermal protection
Ambient temperature	0 - 40°C
Ambient relative humidity	<95%
Liquid medium	Drinking water, pH: 6,5 to 8
Max. operating pressure	16 bar(g)
Operating temperature	0 - 120°C



USAGE:

- Sanitary water
- Maintaining and increasing the system pressure
- Irrigation systems
- Residential buildings
- Health facilities
- Administrative buildings
- Industrial buildings
- Hotels
- & more

PPT BL/BWJ- materials

Materials	
Pump hydraulic and impeller parts	Stainless steel EN 1.4301 / AISI 304
Manifolds	Stainless steel EN 1.4301 / AISI 304
Valves	Stainless steel EN 1.4301 / AISI 304
Fittings	Stainless steel EN 1.4301 / AISI 304
Pressure transducer	Stainless steel EN 1.4301 / AISI 304, Al ₂ O ₃ , Viton
Base plate	Zinc plated steel
Electric panel stand	Zinc plated steel

PPT BL/BWJ - control options

PxV - Variable Speed Drive

Features (PxV Variable Speed Drive)	
Delivery pressure setting	Delivery pressure set on master pump
Fault monitoring	High delivery pressure, low delivery pressure, dry run, transducer fault
Switchover	Active pump switchover interval
Fault relay output	NO 5A/NC 3A
Fault shift	If master fails, first auxiliary becomes master
Pressure transducer	0...16 bar, 4...20 mA Redundancy: Master pump and first auxiliary pump
Dry run protection	Pressure switch at suction manifold



PxF - Direct Starting Electronic Control

Features (PxV Direct Starting Electronic Control)	
Delivery pressure setting	Delivery pressure set on control panel
Fault monitoring	Dry run, low delivery pressure, minimum and maximum current protection for each motor, lack and sequence of phases protection, minimum and maximum voltage protection
Switchover	Active pump switchover interval
Fault relay output	NO/NC 5A
Motor failure switchover	Automatic switch to next pump
Pressure transducer	0...16 bar, 4...20 mA
Dry run protection	Pressure switch at suction manifold



PPT BL model examples:



PPT BL P1F



PPT BL P2F



PPT BL P2V



PPT BL P3F



PPT BL P3V



PPT BL P2V-V

PPT BWJ model examples:



PPT BWJ P2V

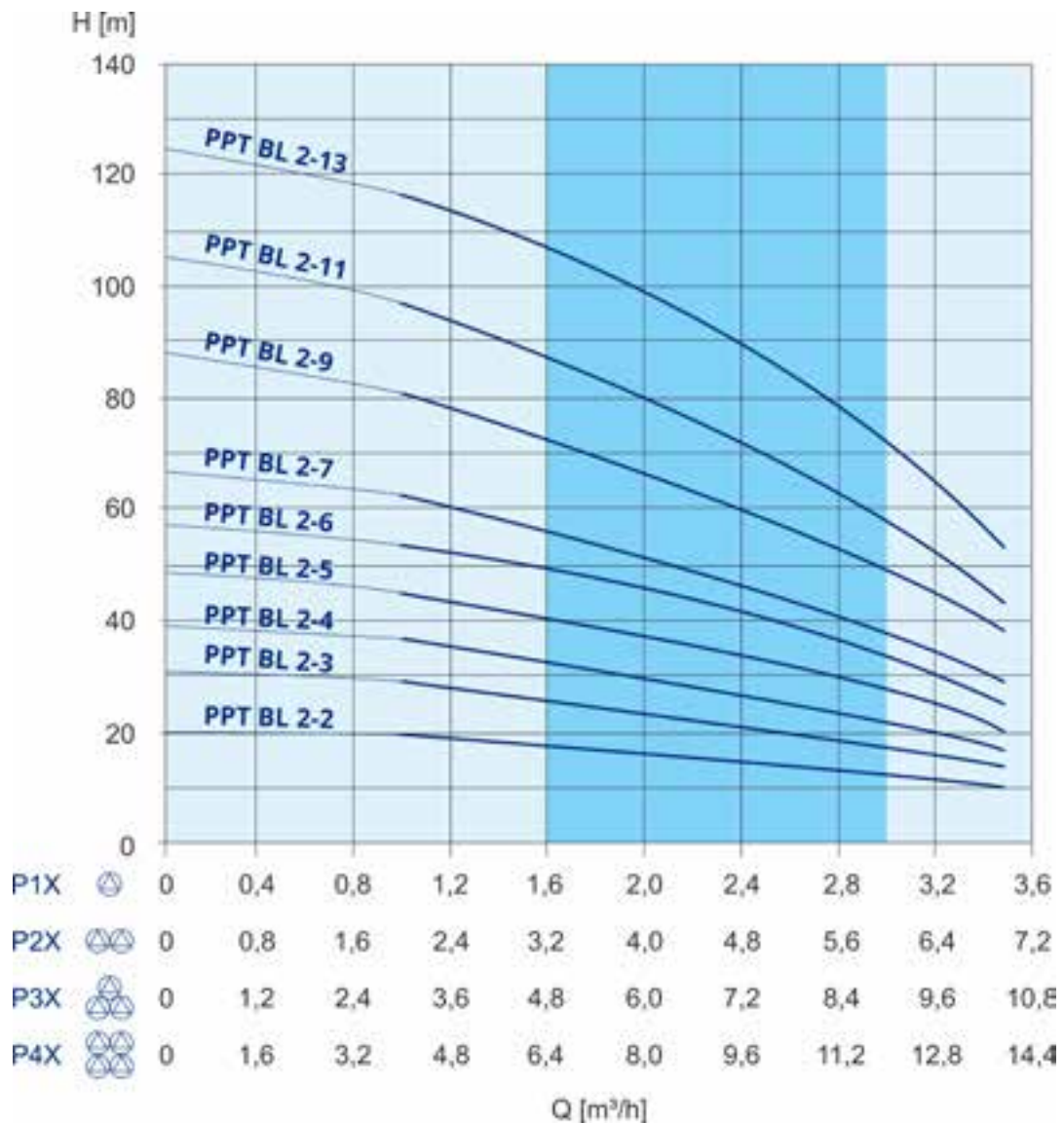
PPT BL 2-X-PXX

Pressure boosting units based on BL 2 pumps

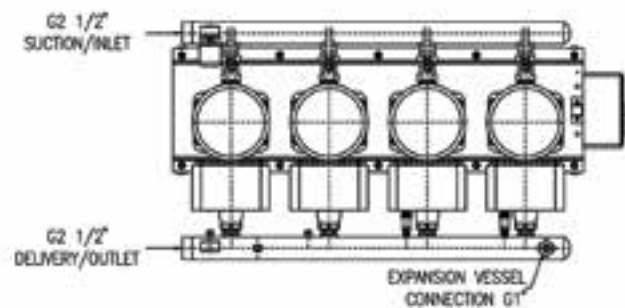
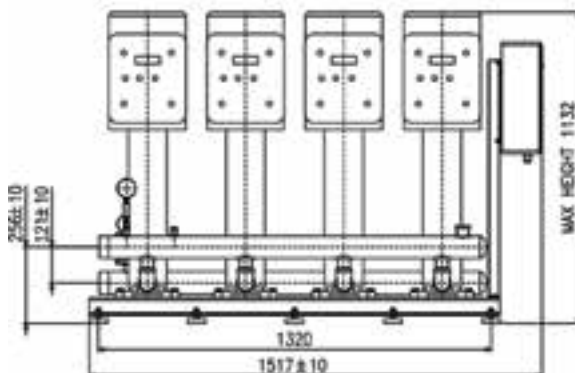
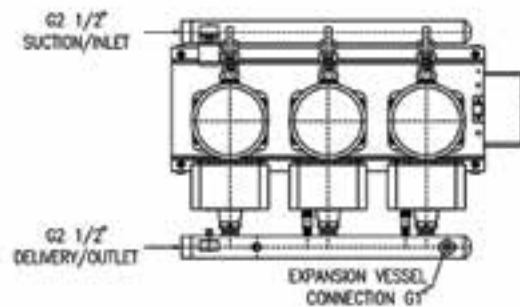
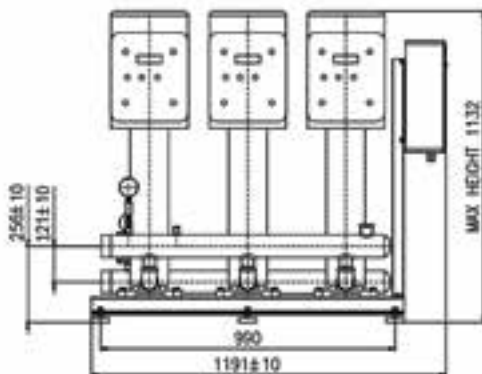
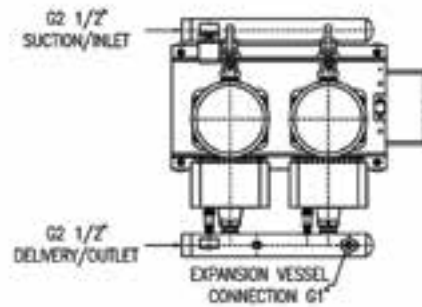
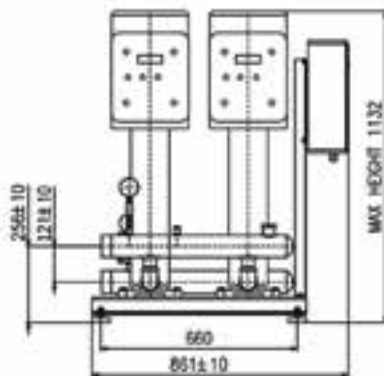
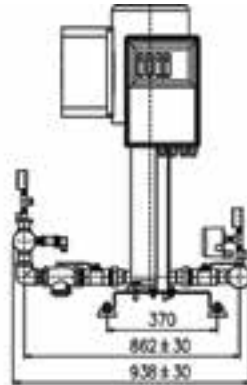
Technical specifications	
Power supply	3~ 400 V ±15%
Frequency	47-63 [Hz]
Declared protection	IP54
Fluid	Water, pH 5÷8
Fluid temperature	0÷120 [°C]
Insulation class	N
DN	65 [mm]
Max. pressure	16 [bar]
Ambient temperature	up to 40 [°C]

Electrical specifications		
Pump	Power per pump [kW]	Power per pump [HP]
BL 2-2	0,37	0,5
BL 2-3	0,37	0,5
BL 2-4	0,55	0,75
BL 2-5	0,55	0,75
BL 2-6	0,75	1
BL 2-7	0,75	1
BL 2-9	1,1	1,5
BL 2-11	1,1	1,5
BL 2-13	1,5	2

Performance curves for PPT BL 2-X-PXX



Dimensions



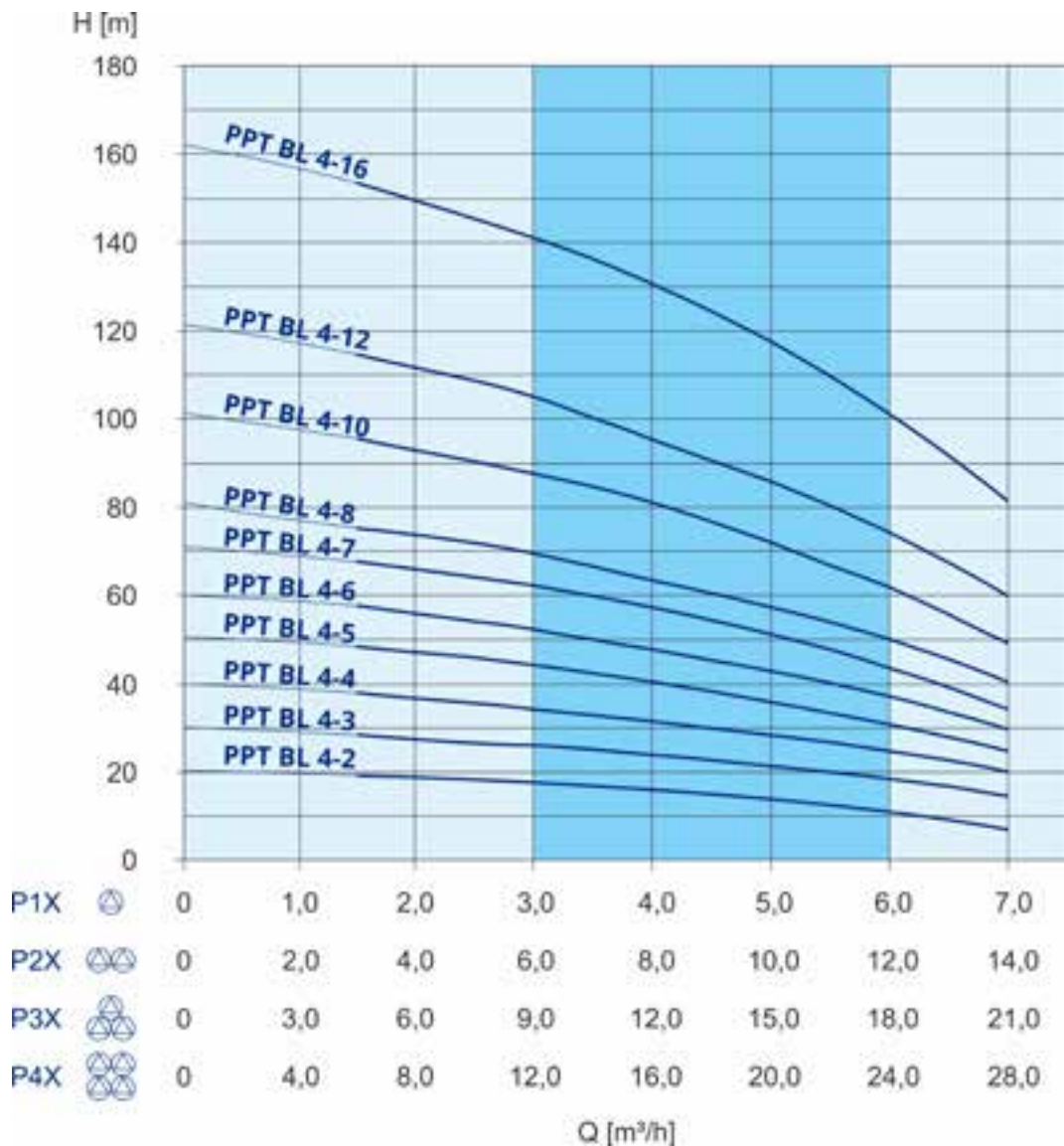
PPT BL 4-X-PXX

Pressure boosting units based on BL 4 pumps

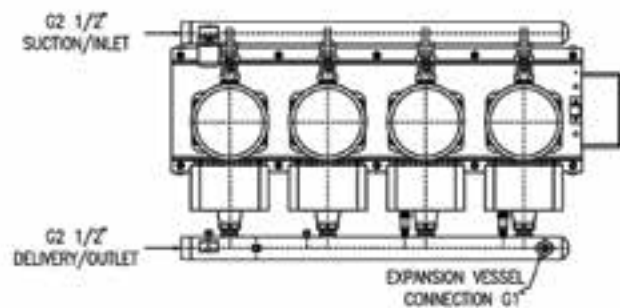
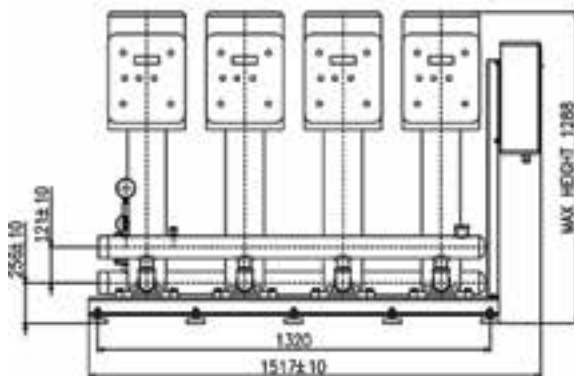
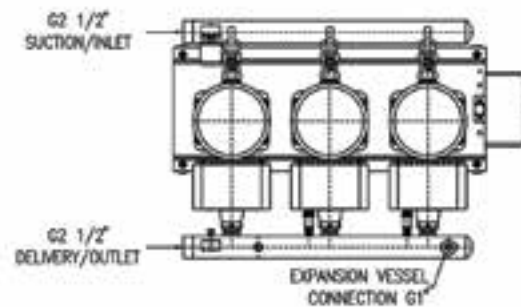
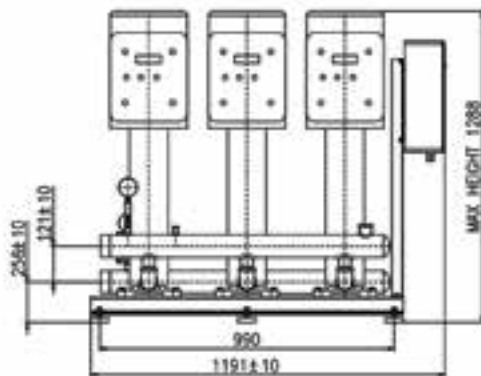
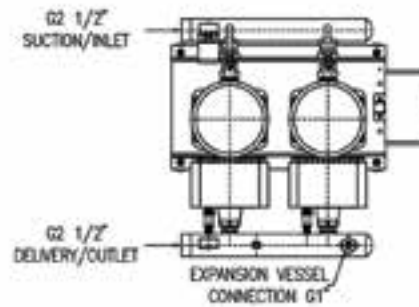
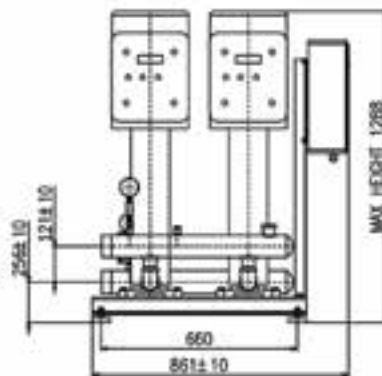
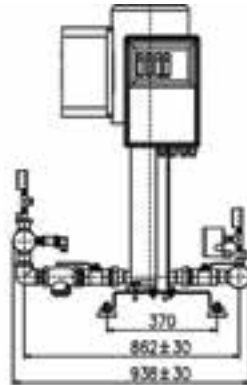
Technical specifications	
Power supply	3~ 400 V ±15%
Frequency	47-63 [Hz]
Declared protection	IP54
Fluid	Water, pH 5÷8
Fluid temperature	0÷120 [°C]
Insulation class	N
DN	65 [mm]
Max. pressure	16 [bar]
Ambient temperature	up to 40 [°C]

Electrical specifications		
Pump	Power per pump [kW]	Power per pump [HP]
BL 4-2	0,37	0,5
BL 4-3	0,55	0,75
BL 4-4	0,75	1
BL 4-5	1,1	1,5
BL 4-6	1,1	1,5
BL 4-7	1,5	2
BL 4-8	1,5	2
BL 4-10	2,2	3
BL 4-12	2,2	3
BL 4-16	3	4

Performance curves for PPT BL 4-X-PXX



Dimensions



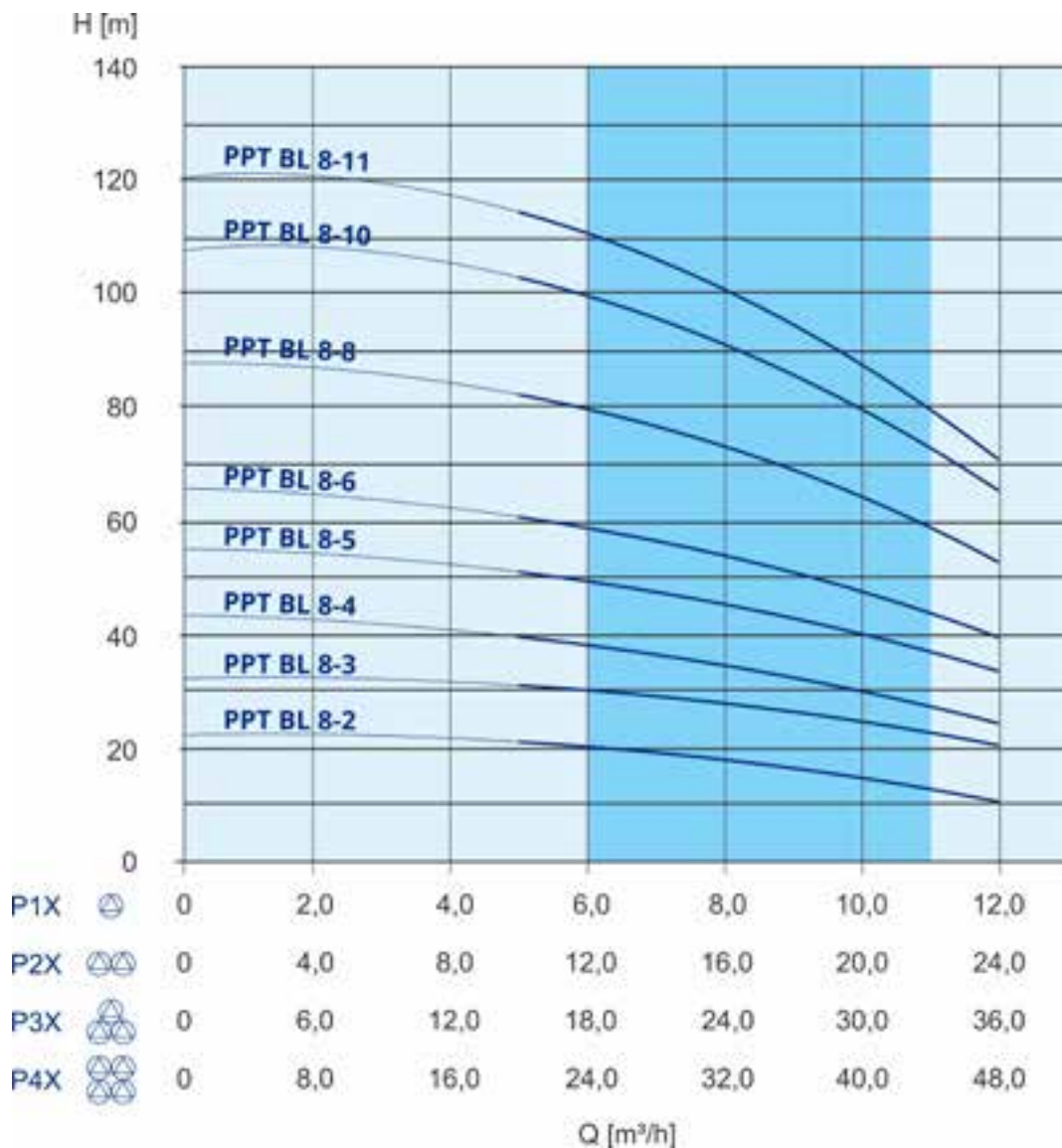
PPT BL 8-X-PXX

Pressure boosting units based on BL 8 pumps

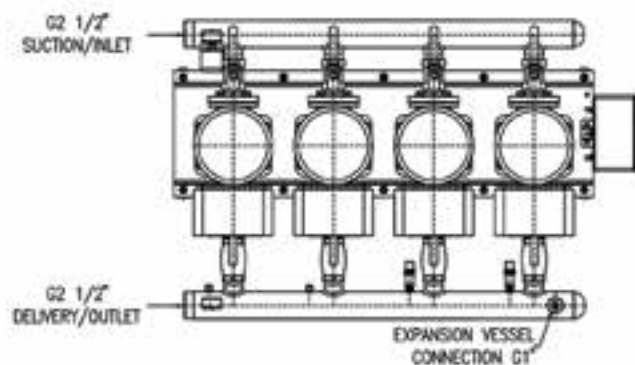
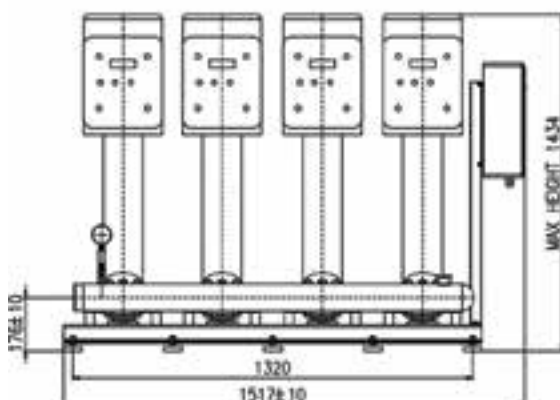
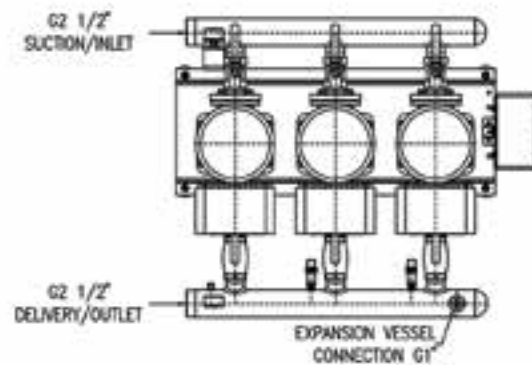
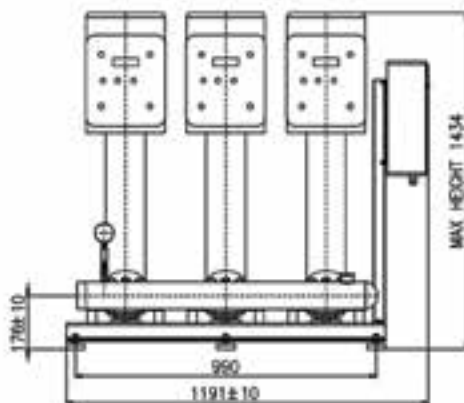
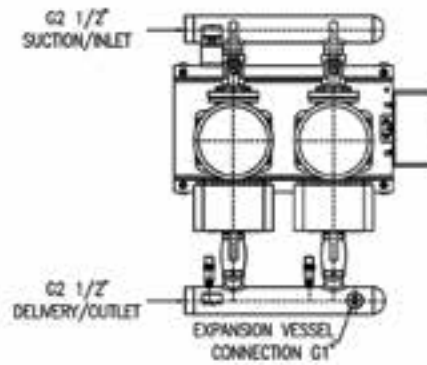
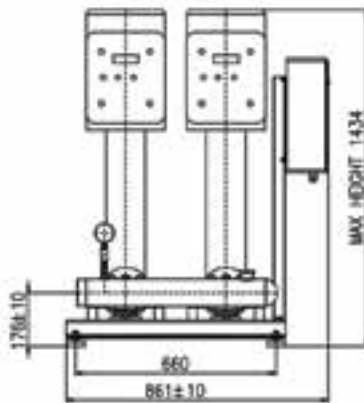
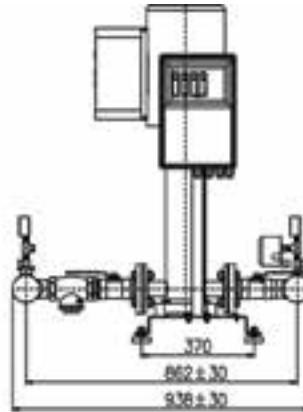
Technical specifications	
Power supply	3~ 400 V ±15%
Frequency	47-63 [Hz]
Declared protection	IP54
Fluid	Water, pH 5÷8
Fluid temperature	0÷120 [°C]
Insulation class	N
DN	65 [mm]
Max. pressure	16 [bar]
Ambient temperature	up to 40 [°C]

Electrical specifications		
Pump	Power per pump [kW]	Power per pump [HP]
BL 8-2	0,75	1
BL 8-3	1,1	1,5
BL 8-4	1,5	2
BL 8-5	2,2	3
BL 8-6	2,2	3
BL 8-8	3	4
BL 8-10	4	5,5
BL 8-11	4	5,5

Performance curves for PPT BL 8-X-PXX



Dimensions



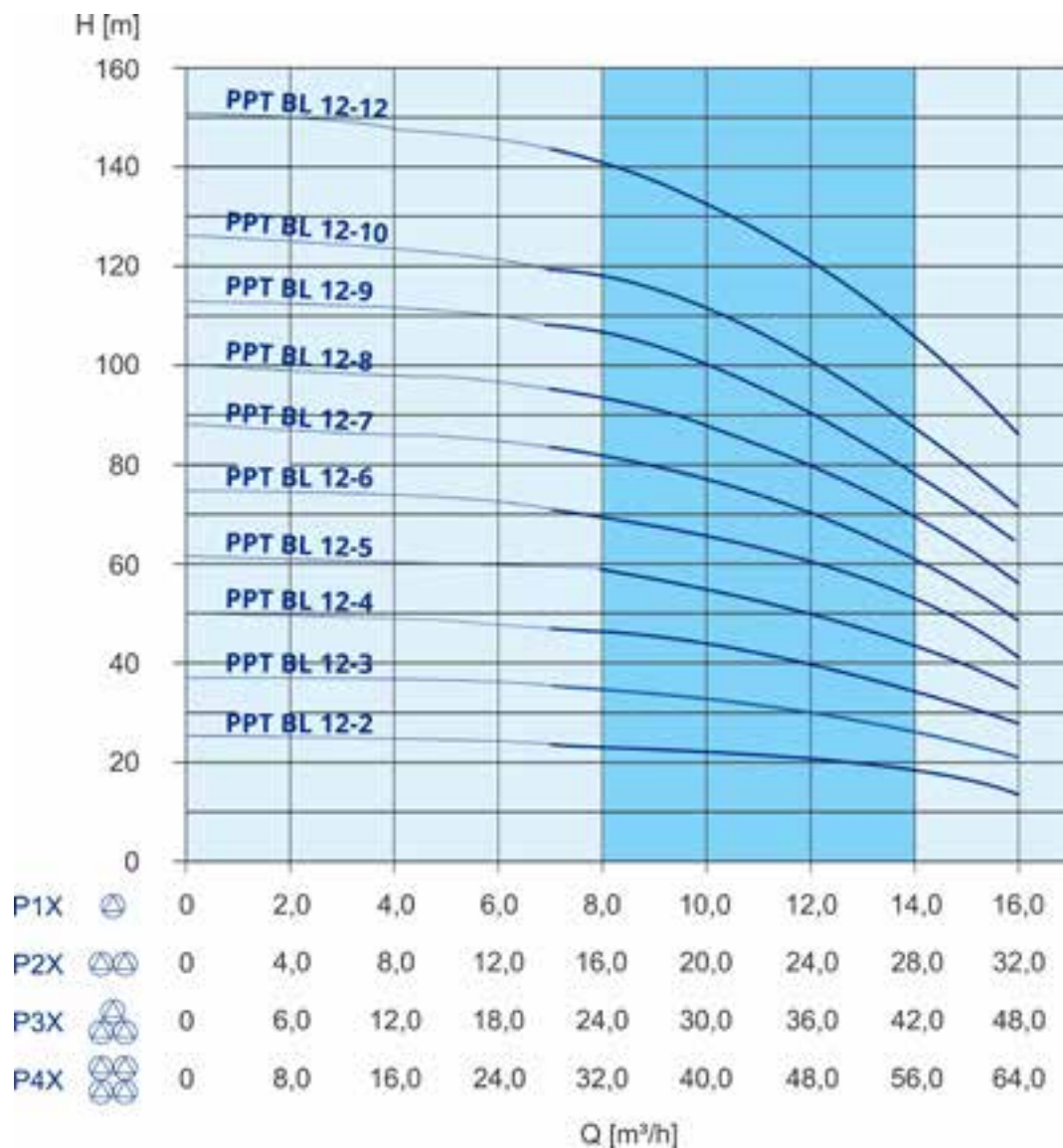
PPT BL 12-X-PXX

Pressure boosting units based on BL 12 pumps

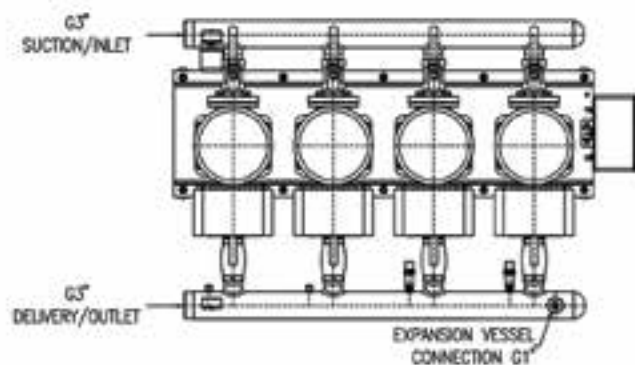
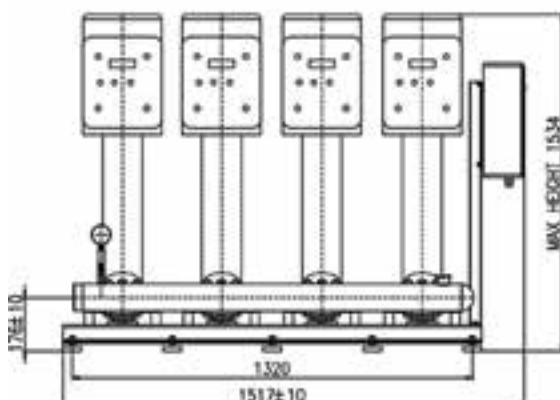
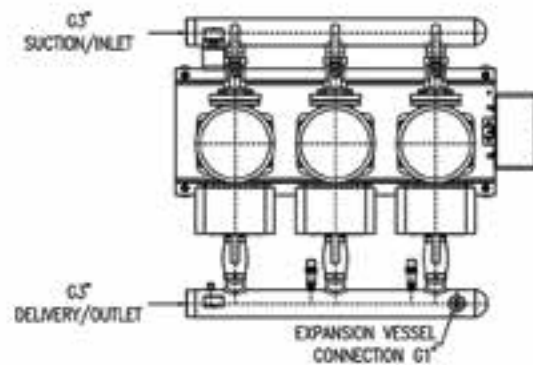
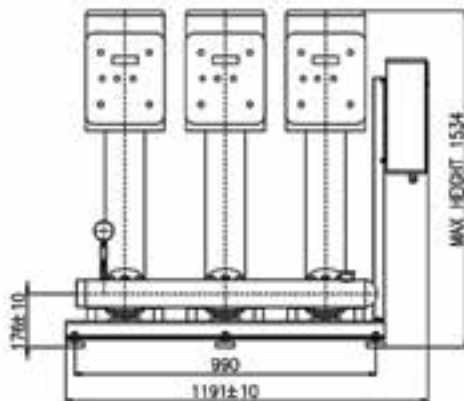
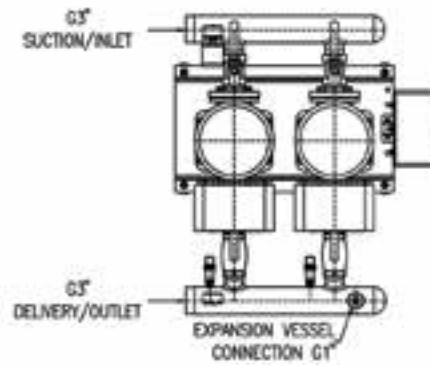
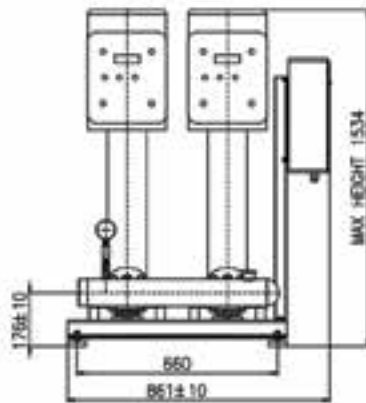
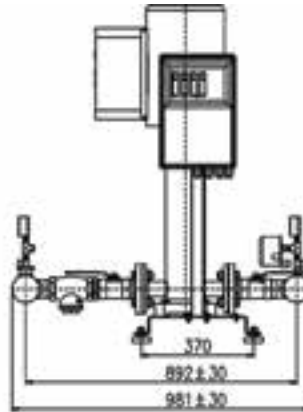
Technical specifications	
Power supply	3- 400 V ±15%
Frequency	47-63 [Hz]
Declared protection	IP54
Fluid	Water, pH 5÷8
Fluid temperature	0÷120 [°C]
Insulation class	F
DN	80 [mm]
Max. pressure	16 [bar]
Ambient temperature	up to 40 [°C]

Electrical specifications		
Pump	Power per pump [kW]	Power per pump [HP]
BL 12-2	1,5	2
BL 12-3	2,2	3
BL 12-4	3	4
BL 12-5	3	4
BL 12-6	4	5,5
BL 12-7	5,5	7,5
BL 12-8	5,5	7,5
BL 12-9	5,5	7,5
BL 12-10	7,5	10
BL 12-12	7,5	10

Performance curves for PPT BL 12-X-PXX



Dimensions



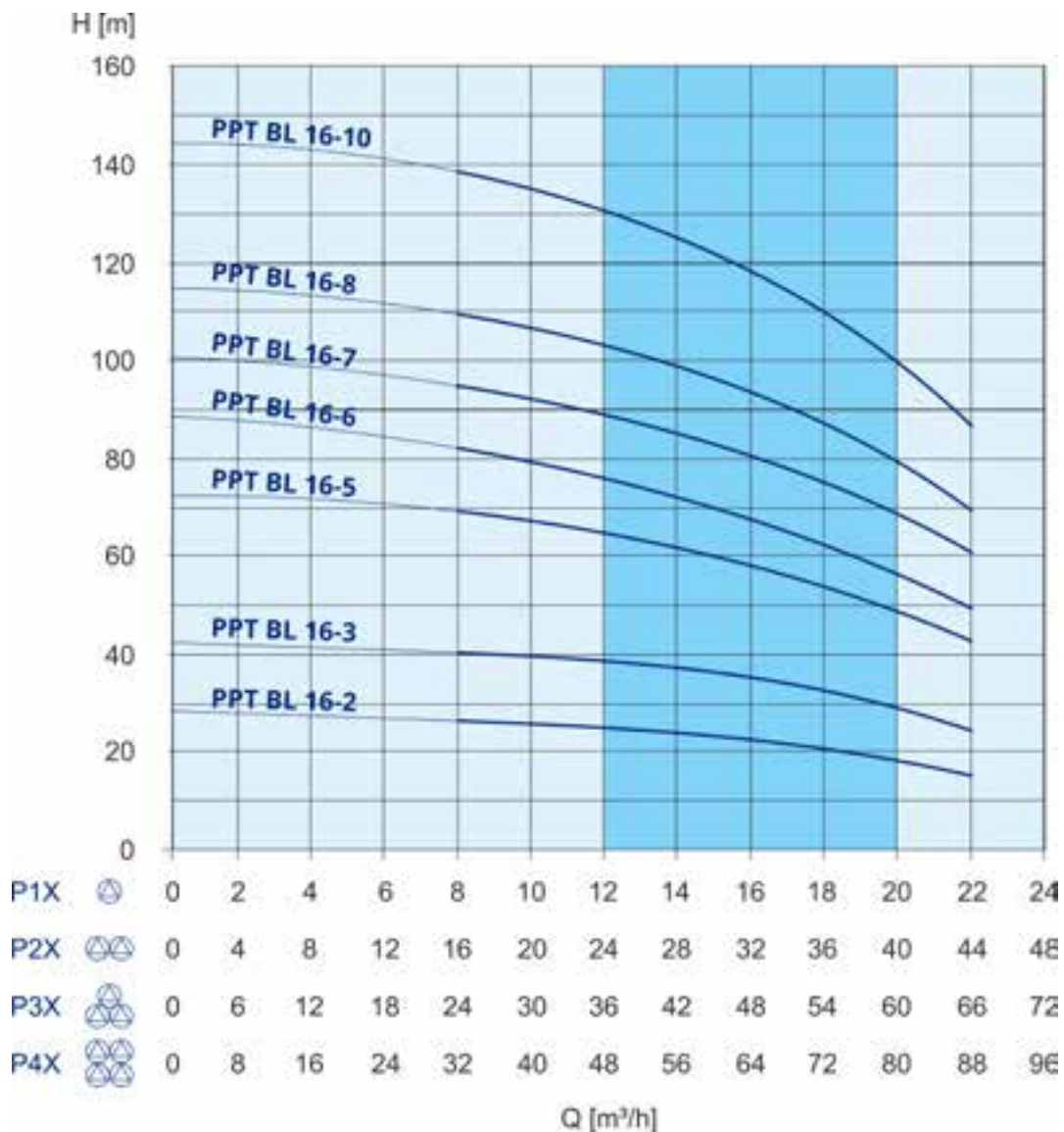
PPT BL 16-X-PXX

Pressure boosting units based on BL 12 pumps

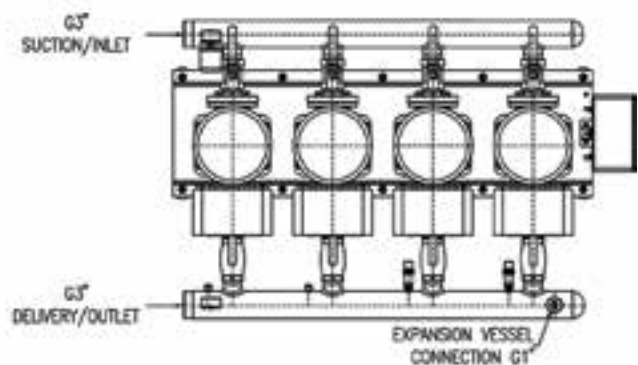
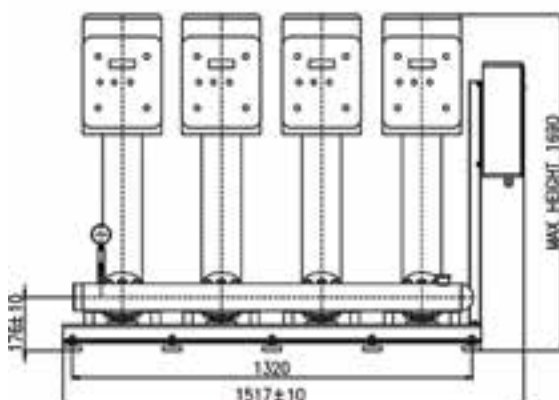
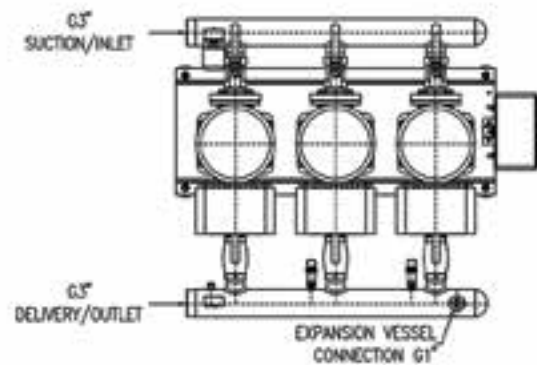
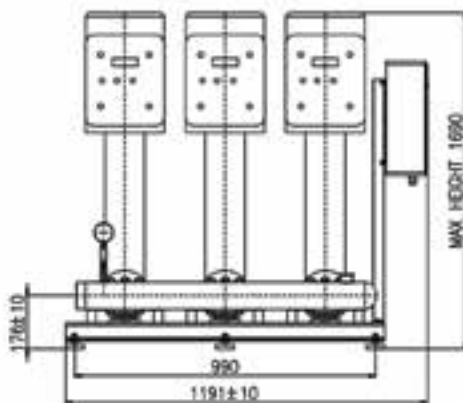
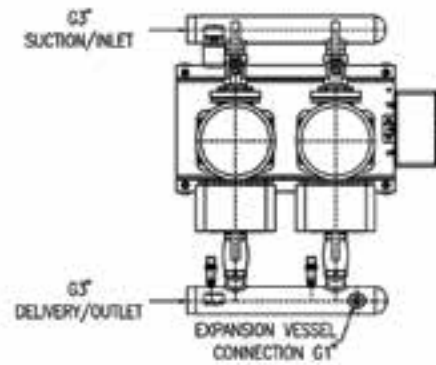
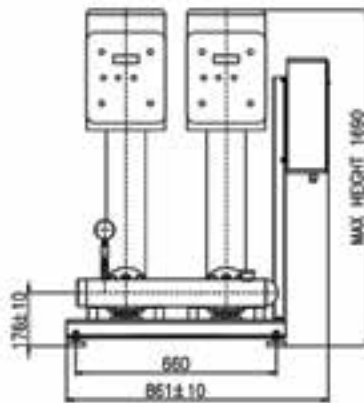
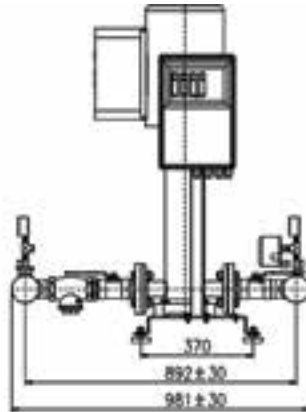
Technical specifications	
Power supply	3~ 400 V ±15%
Frequency	47-63 [Hz]
Declared protection	IP54
Fluid	Water, pH 5÷8
Fluid temperature	0÷120 [°C]
Insulation class	F
DN	80 [mm]
Max. pressure	16 [bar]
Ambient temperature	up to 40 [°C]

Electrical specifications		
Pump	Power per pump [kW]	Power per pump [HP]
BL 16-2	2,2	3
BL 16-3	3	4
BL 16-5	5,5	7,5
BL 16-6	5,5	7,5
BL 16-7	7,5	10
BL 16-8	7,5	10
BL 16-10	11	15

Performance curves for PPT BL 16-X-PXX



Dimensions



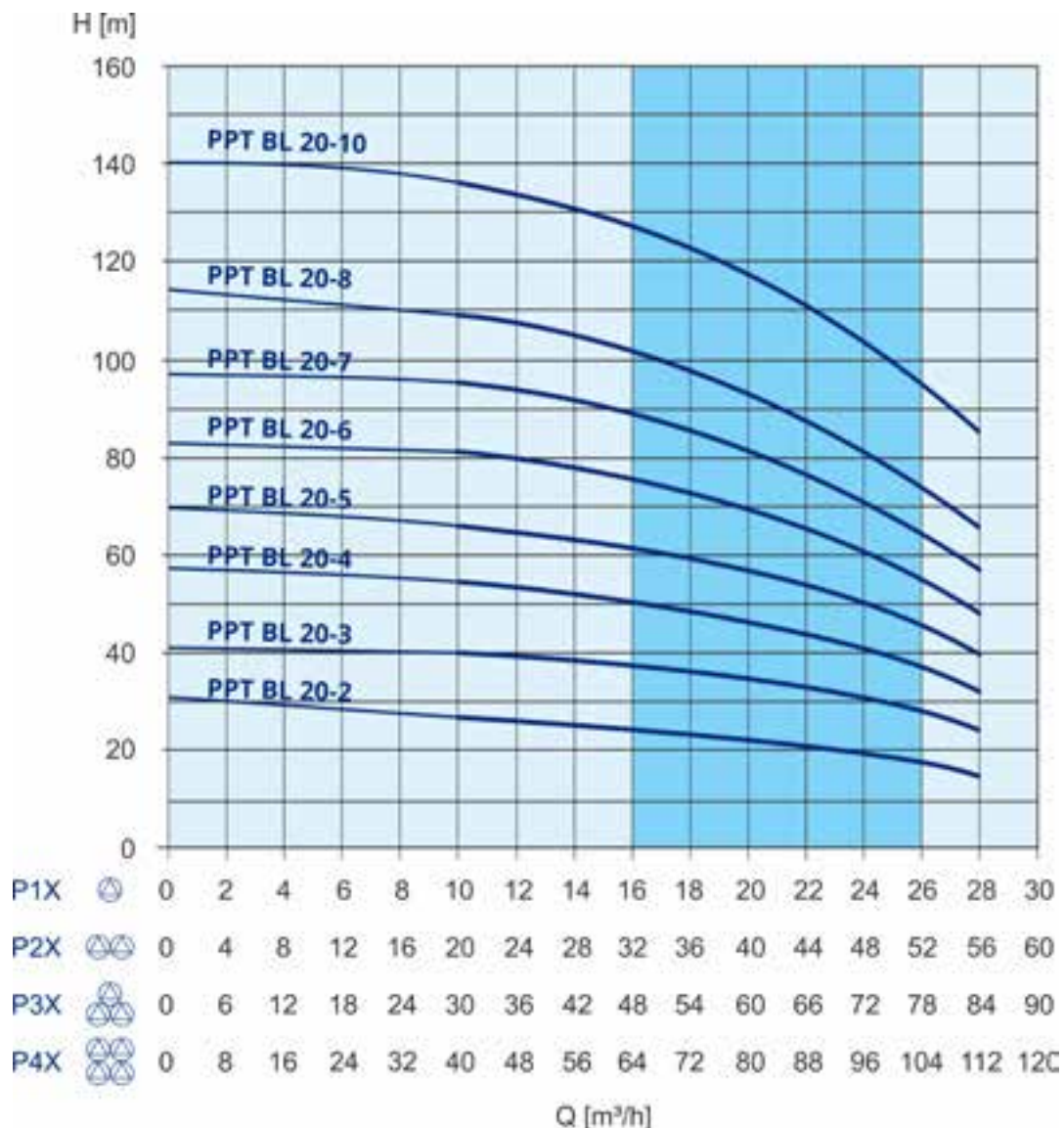
PPT BL 20-X-PXX

Pressure boosting units based on BL 20 pumps

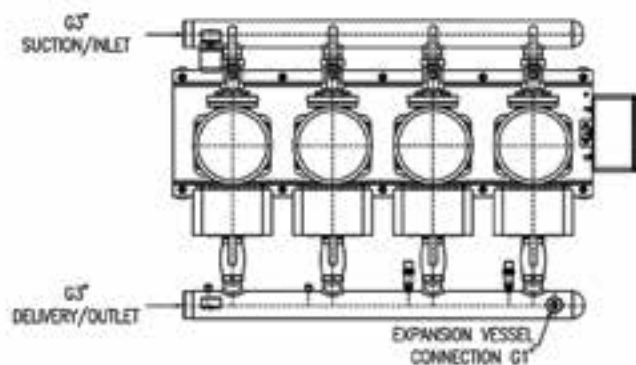
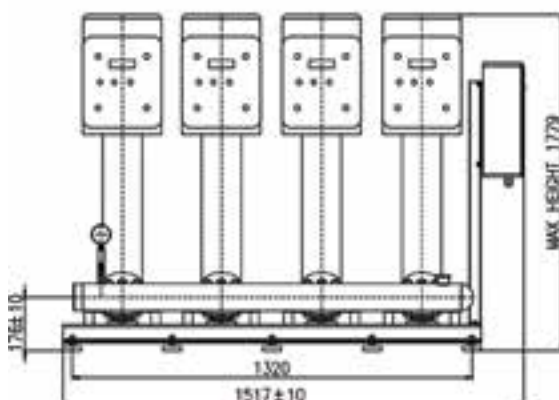
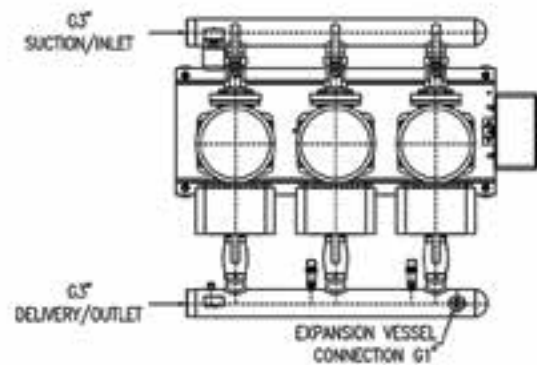
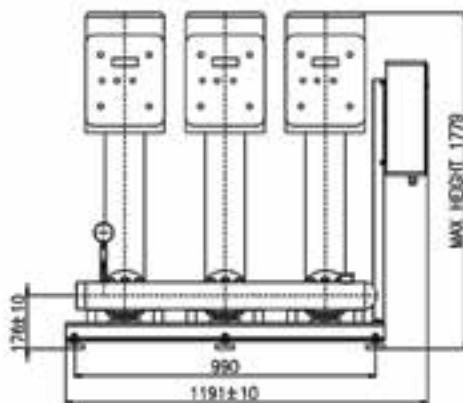
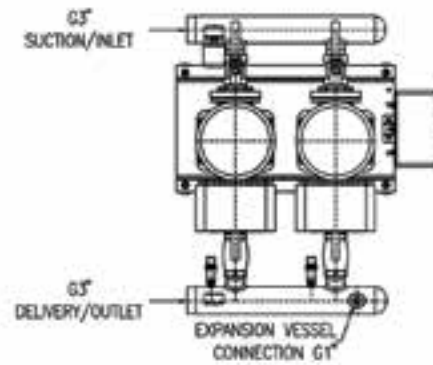
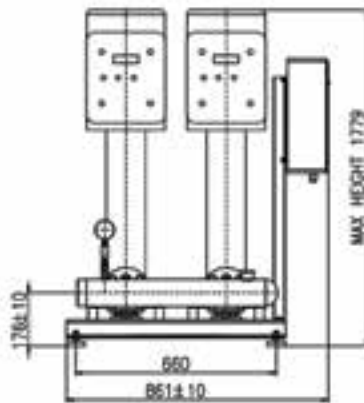
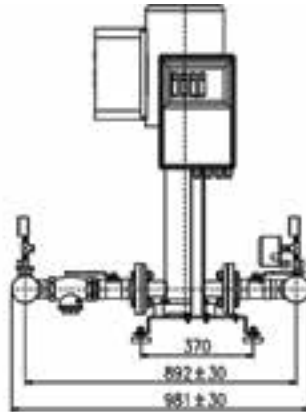
Technical specifications	
Power supply	3~ 400 V ±15%
Frequency	47-63 [Hz]
Declared protection	IP54
Fluid	Water, pH 5÷8
Fluid temperature	0÷120 [°C]
Insulation class	F
DN	80 [mm]
Max. pressure	16 [bar]
Ambient temperature	up to 40 [°C]

Electrical specifications		
Pump	Power per pump [kW]	Power per pump [HP]
BL 20-2	2,2	3
BL 20-3	4	5,5
BL 20-4	5,5	7,5
BL 20-5	5,5	7,5
BL 20-6	7,5	10
BL 20-7	7,5	10
BL 20-8	11	15
BL 20-10	11	15

Performance curves for PPT BL 20-X-PXX



Dimensions



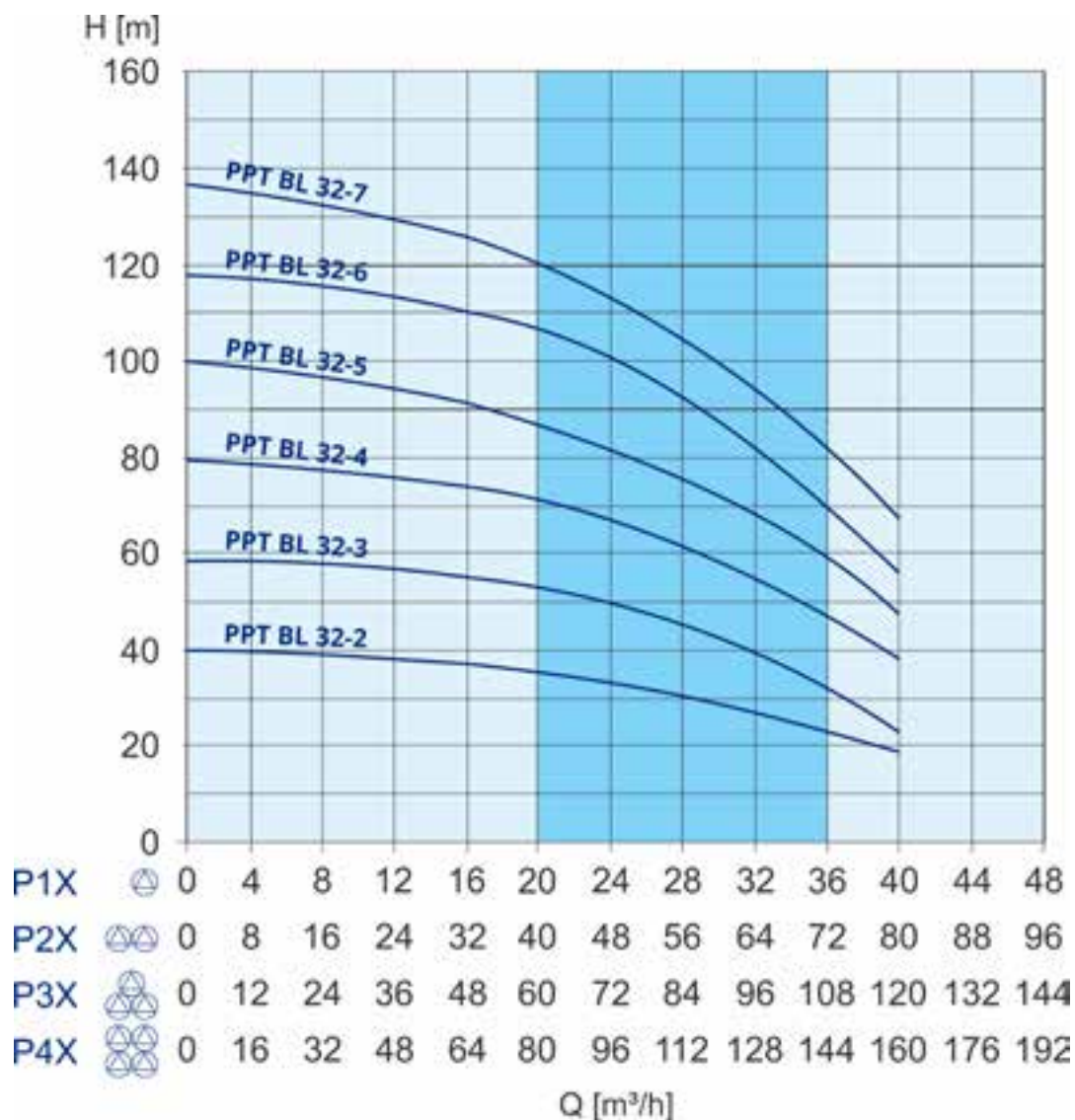
PPT BL 32-X-PXX

Pressure boosting units based on BL 32 pumps

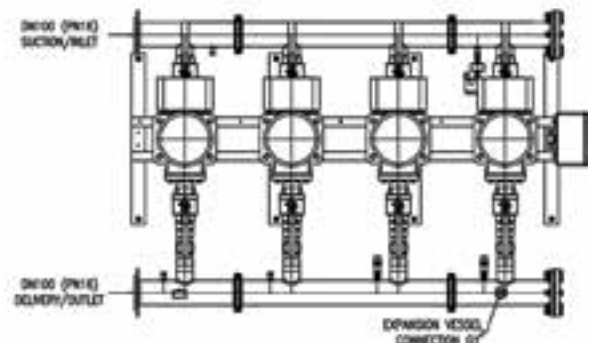
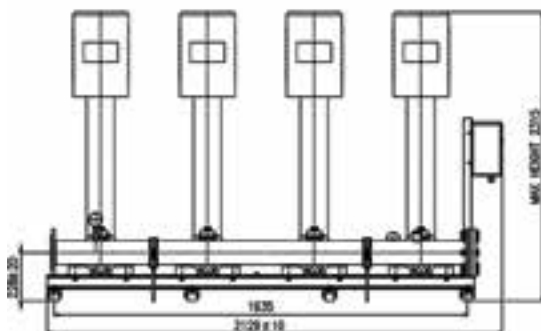
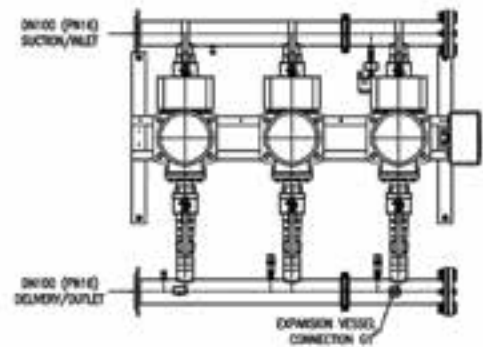
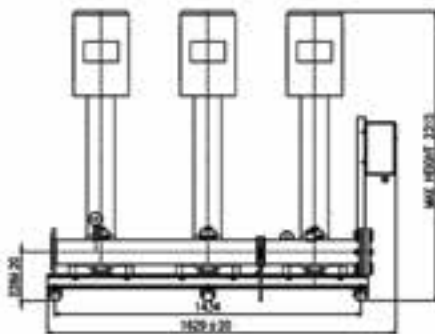
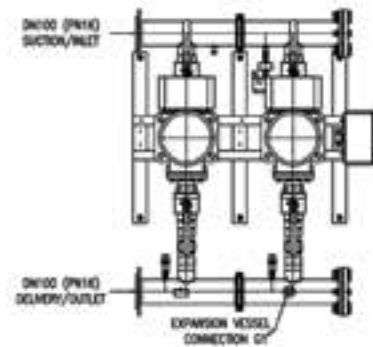
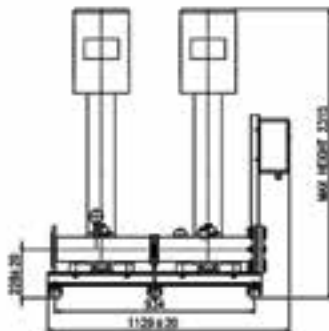
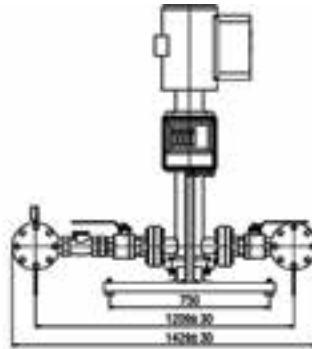
Technical specifications	
Power supply	3~ 400 V ±15%
Frequency	47-63 [Hz]
Declared protection	IP54
Fluid	Water, pH 5÷8
Fluid temperature	0÷120 [°C]
Insulation class	F
DN	100 [mm]
Max. pressure	16 [bar]
Ambient temperature	up to 40 [°C]

Electrical specifications		
Pump	Power per pump [kW]	Power per pump [HP]
BL 32-2	4	5,5
BL 32-3	5,5	7,5
BL 32-4	7,5	10
BL 32-5	11	15
BL 32-6	11	15
BL 32-7	15	20

Performance curves for PPT BL 32-X-PXX



Dimensions



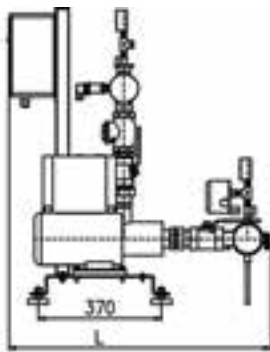
PPT BWJ 2-X-PXX

Pressure boosting units based on BWJ 2 pumps

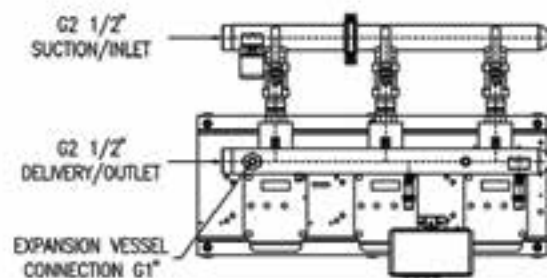
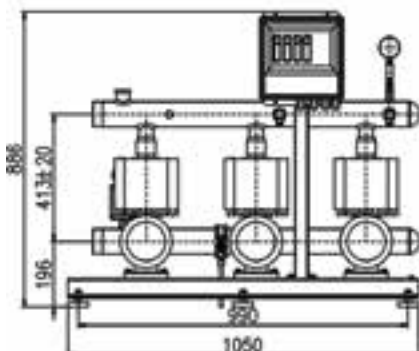
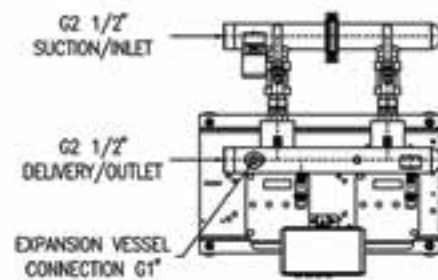
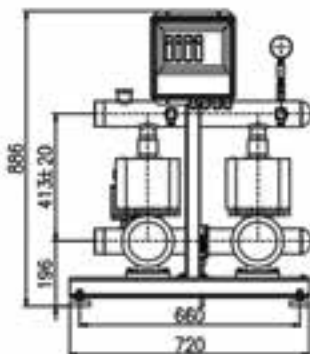
Technical specifications	
Power supply	3~ 400 V ±15%
Frequency	47-63 [Hz]
Declared protection	IP54
Fluid	Water, pH 6,5÷8,5
Fluid temperature	0÷120 [°C]
Insulation class	N
DN	65 [mm]
Max. pressure	16 [bar]
Ambient temperature	up to 40 [°C]

Electrical specifications		
Pump	Power per pump [kW]	Power per pump [HP]
BWJ2-2	0,37	0,5
BWJ2-3	0,37	0,5
BWJ2-4	0,55	0,75
BWJ2-5	0,55	0,75
BWJ2-6	0,75	1

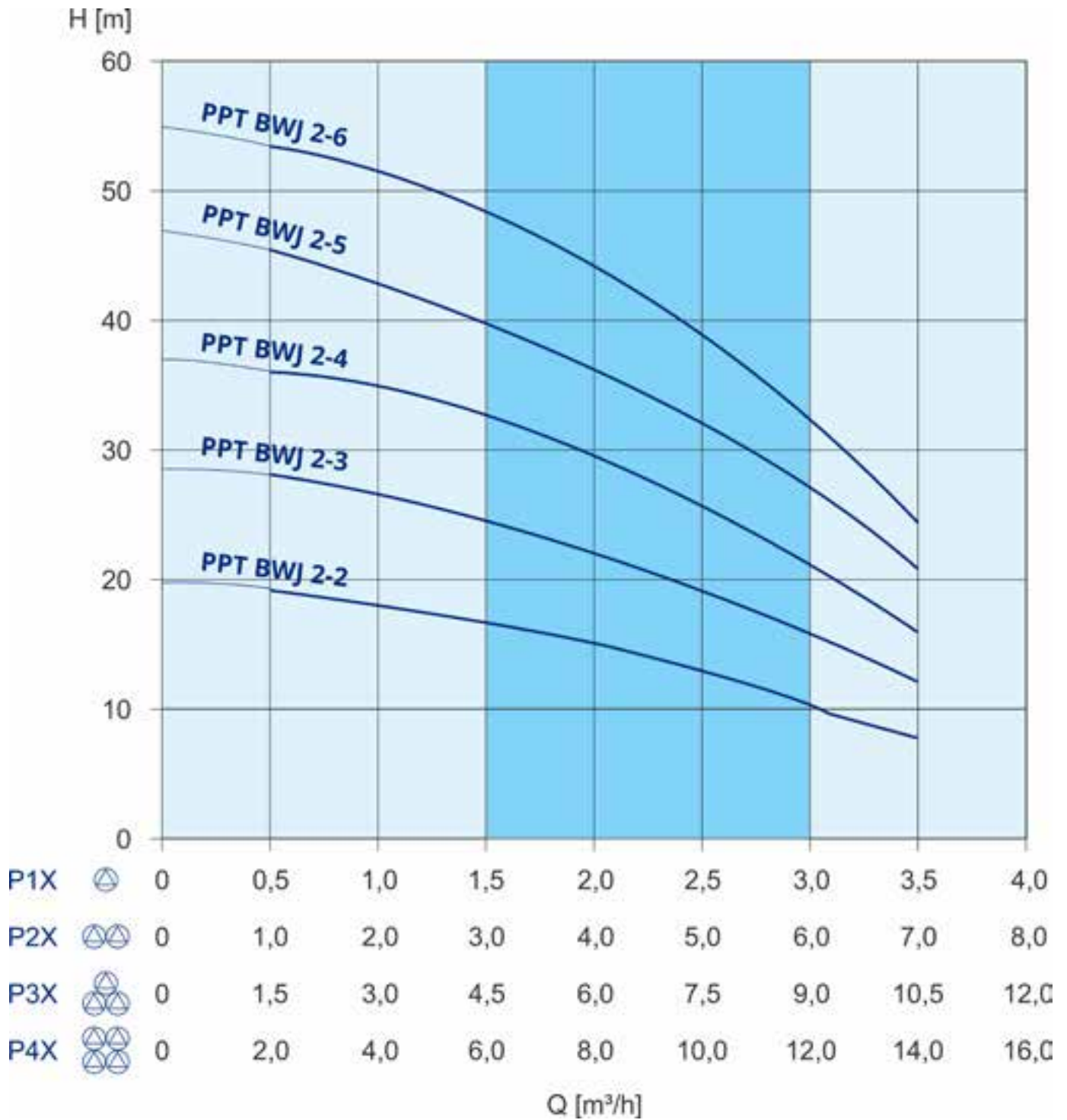
Dimensions & Materials



Dimensions 1	
Pump	L [mm]
BWJ2-2	599
BWJ2-3	617
BWJ2-4	635
BWJ2-5	653
BWJ2-6	727



Performance curves for PPT BWJ 2-X-PXX



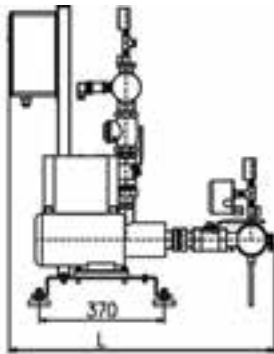
PPT BWJ 4-X-PXX

Pressure boosting units based on BWJ 4 pumps

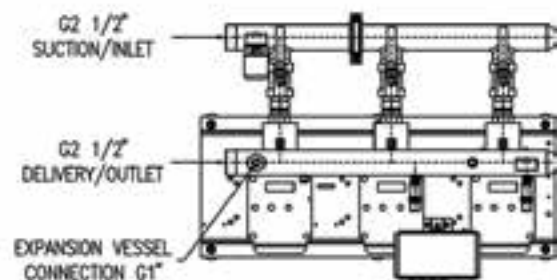
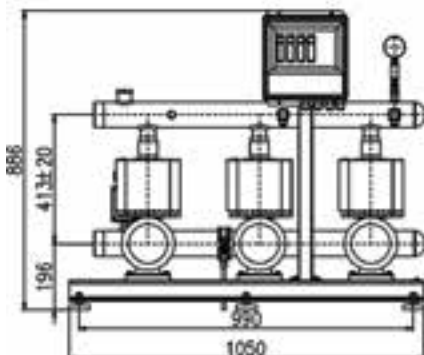
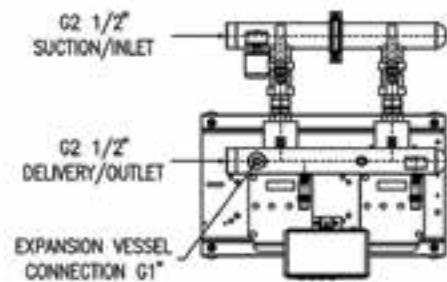
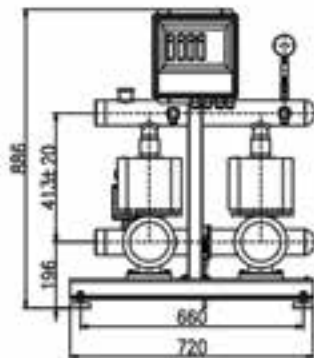
Technical specifications	
Power supply	3~ 400 V ±15%
Frequency	47-63 [Hz]
Declared protection	IP54
Fluid	Water, pH 6,5÷8,5
Fluid temperature	0÷120 [°C]
Insulation class	N
DN	65 [mm]
Max. pressure	16 [bar]
Ambient temperature	up to 40 [°C]

Electrical specifications		
Pump	Power per pump [kW]	Power per pump [HP]
BWJ4-2	0,37	0,5
BWJ4-3	0,55	0,75
BWJ4-4	0,75	1
BWJ4-5	1,1	1,5
BWJ4-6	1,1	1,5

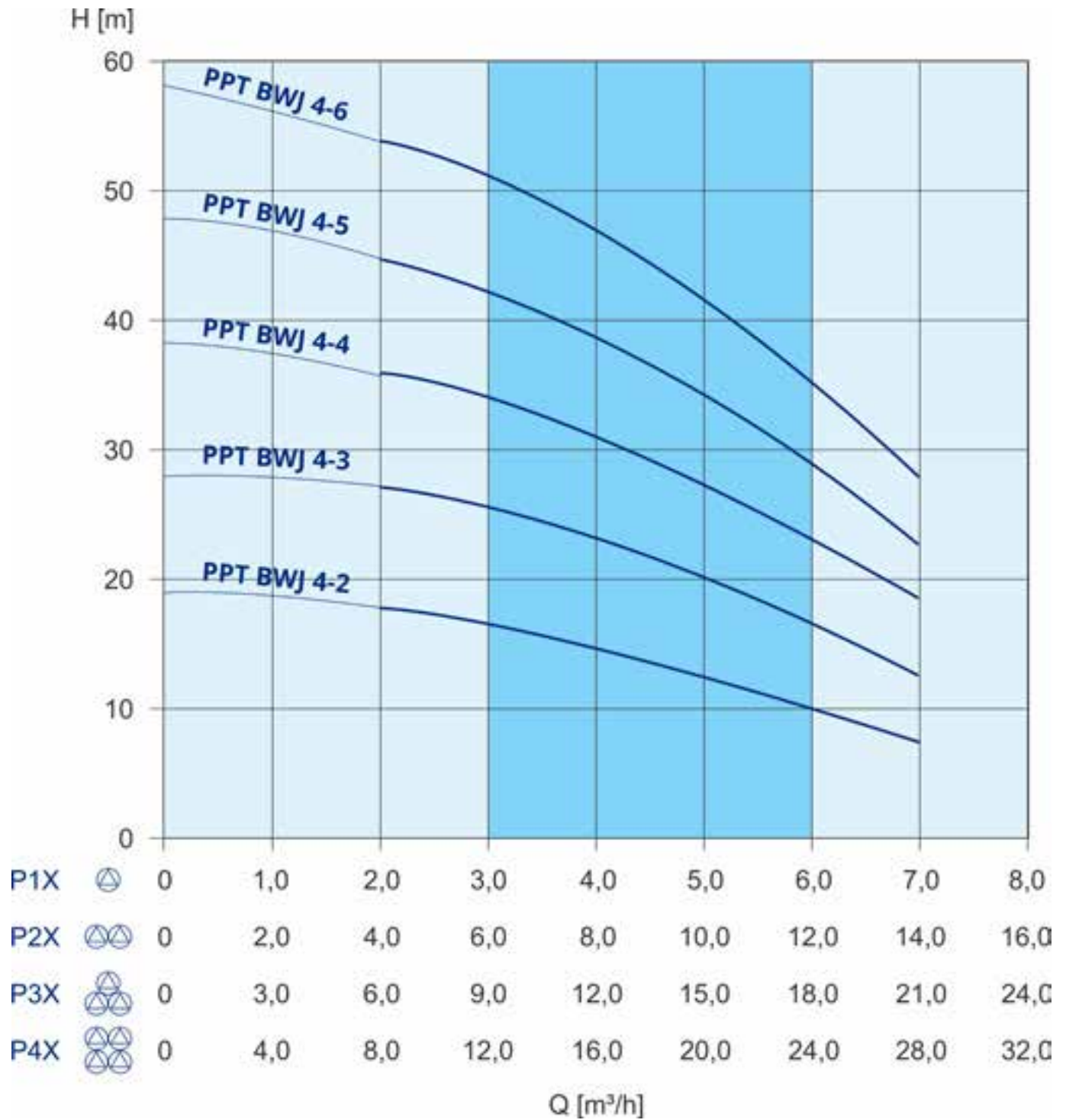
Dimensions & Materials



Dimensions 1	
Pump	L [mm]
BWJ4-2	617
BWJ4-3	644
BWJ4-4	727
BWJ4-5	754
BWJ4-6	781



Performance curves for PPT BWJ 4-X-PXX



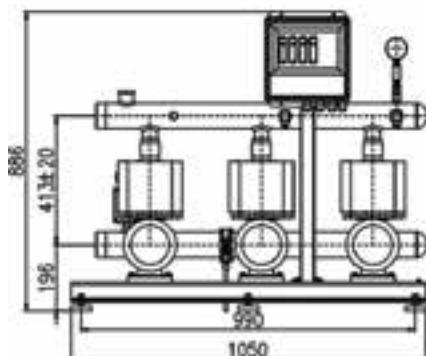
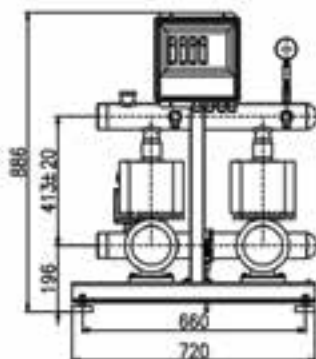
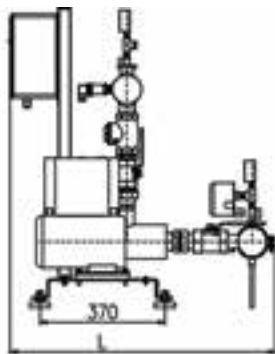
PPT BWJ 8-X-PXX

Pressure boosting units based on BWJ 8 pumps

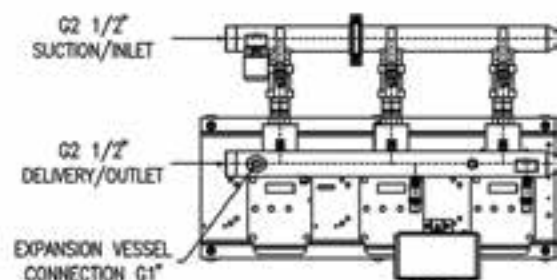
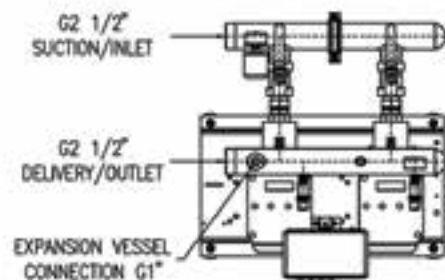
Technical specifications	
Power supply	3~ 400 V ±15%
Frequency	47-63 [Hz]
Declared protection	IP54
Fluid	Water, pH 6,5÷8,5
Fluid temperature	0÷120 [°C]
Insulation class	N
DN	65 [mm]
Max. pressure	16 [bar]
Ambient temperature	up to 40 [°C]

Electrical specifications		
Pump	Power per pump [kW]	Power per pump [HP]
BWJ8-2	0,75	1
BWJ8-3	1,1	1,5
BWJ8-4	1,5	2
BWJ8-5	2,2	3

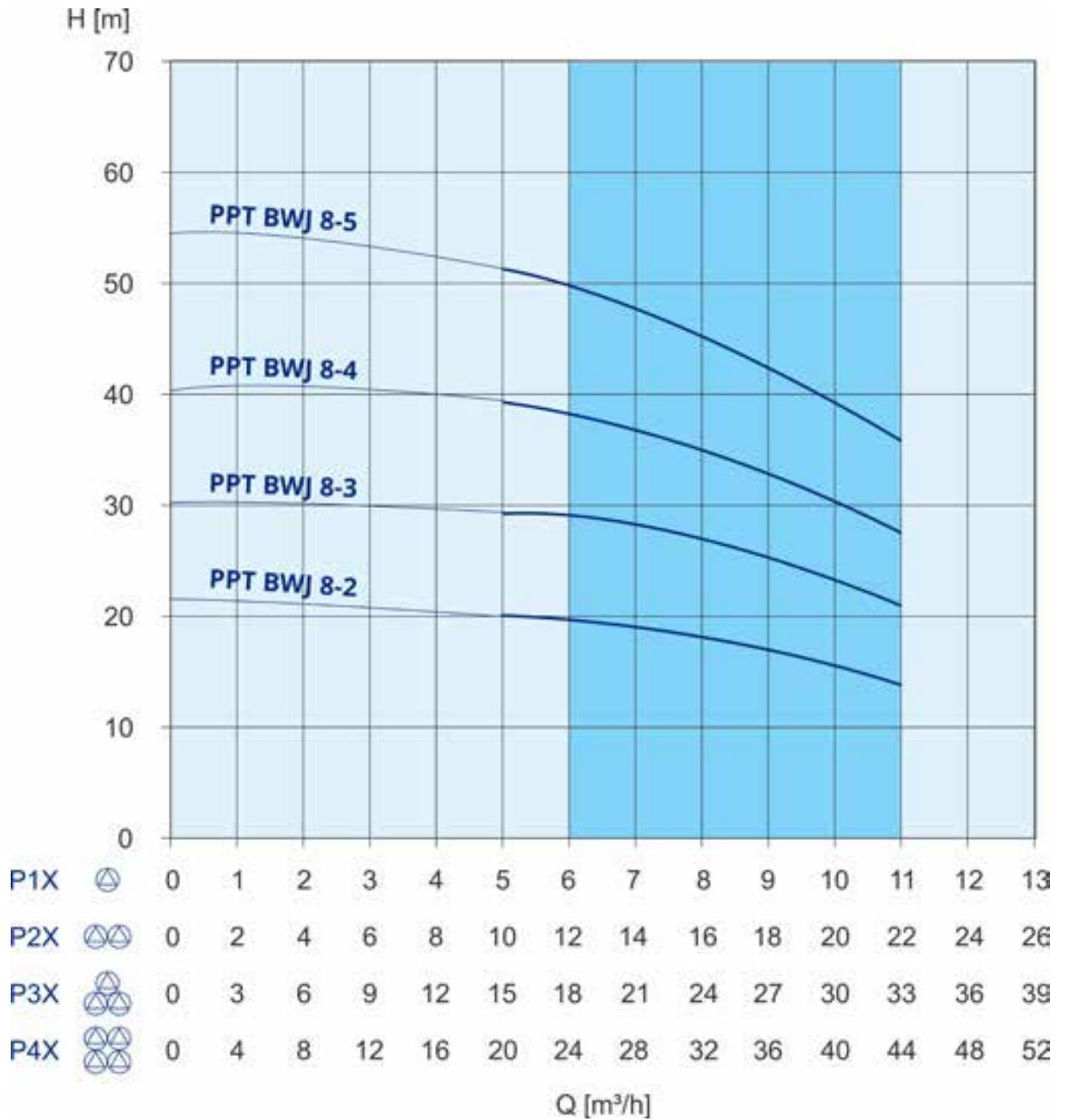
Dimensions & Materials



Dimensions 1	
Pump	L [mm]
BWJ8-2	659
BWJ8-3	689
BWJ8-4	786
BWJ8-5	816



Performance curves for PPT BWJ 8-X-PXX



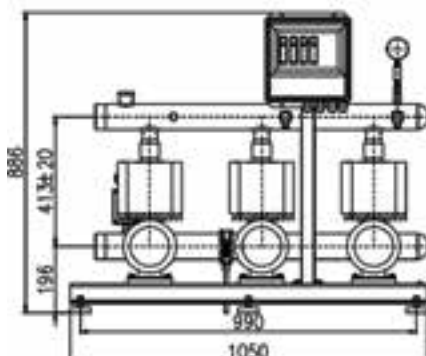
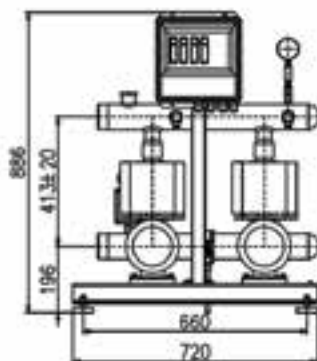
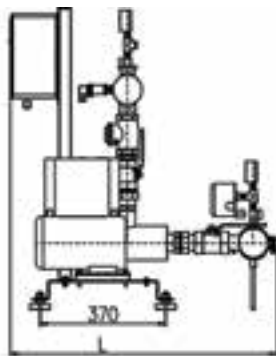
PPT BWJ 16-X-PXX

Pressure boosting units based on BWJ 16 pumps

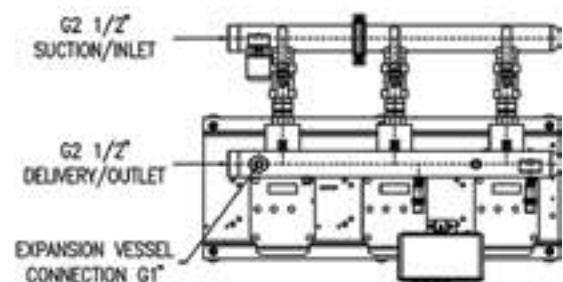
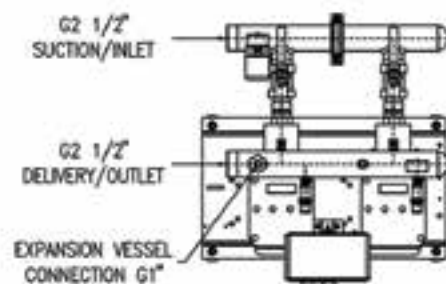
Technical specifications	
Power supply	3~ 400 V \pm 15%
Frequency	47-63 [Hz]
Declared protection	IP54
Fluid	Water, pH 6,5÷8,5
Fluid temperature	0÷120 [°C]
Insulation class	N
DN	65 [mm]
Max. pressure	16 [bar]
Ambient temperature	up to 40 [°C]

Electrical specifications		
Pump	Power per pump [kW]	Power per pump [HP]
BWJ16-2	2,2	3
BWJ16-3	3	4

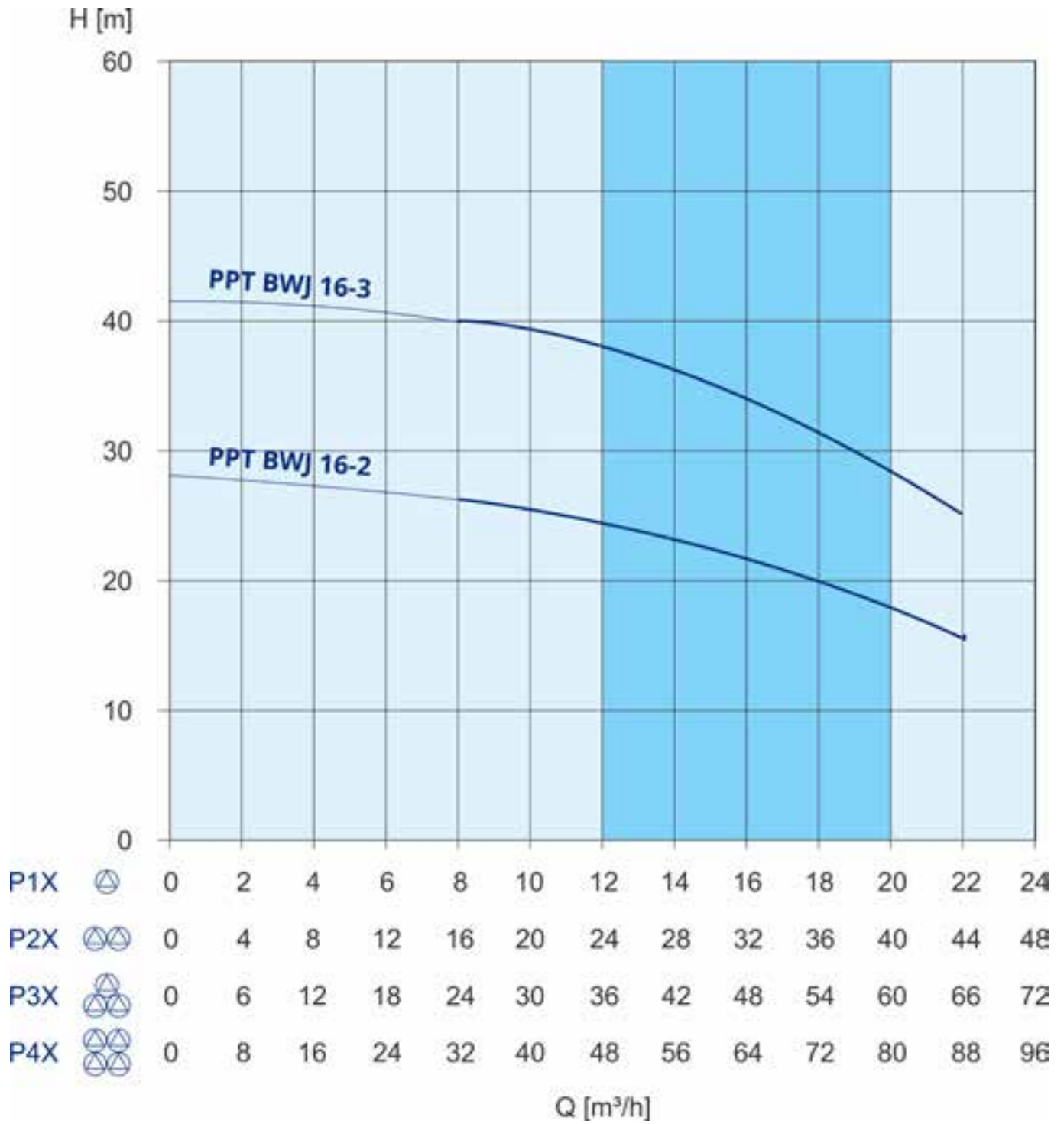
Dimensions & Materials



Dimensions 1	
Pump	L [mm]
BWJ16-2	750
BWJ16-3	807



Performance curves for PPT BWJ 16-X-PXX



***THE HONEST PRODUCT
FOR THE HONEST PRICE***

*IMP PUMPS d.o.o.
Pod hrasti 28
1218 Komenda
SLOVENIA*

*E: info@imp-pumps.com
T: +386 1 28 06 400
F: +386 1 28 06 460
www.imp-pumps.com*

Contact:



IMP PUMPS®
Intelligent Motor Pumps